



DISCOVER
**COMMERCIAL
GARAGE DOORS**

STRENGTH AND SECURITY
FOR YOUR BUSINESS



COMMERCIAL RIBBED PANEL



FEATURES:

- 26-Gauge Galvanized Steel
- 2" Thick with Full Thermal Break
- 3 Layer Sandwich Panel
- R-Value 18.4
- CFC-Free Polyurethane Insulation
- Tongue and Groove Joints

WINDOW INSERT DESIGNS:



L01 STOCKTON



L05 STRAIGHT STOCKBRIDGE



L02 ARCHED STOCKTON



L06 ARCHED STOCKBRIDGE

GLASS OPTIONS:

Clear




Frosted




Tinted



COLOUR OPTIONS:



WHITE



SANDSTONE




BROWN.



DARK BROWN.



CHARCOAL.



BLACK

Wood Grain Texture

*Colours may vary from actual product.