



DISCOVER  
**TRADITIONAL  
STYLE GARAGE  
DOORS**

TIMELESS DESIGNS FOR  
EVERY HOME



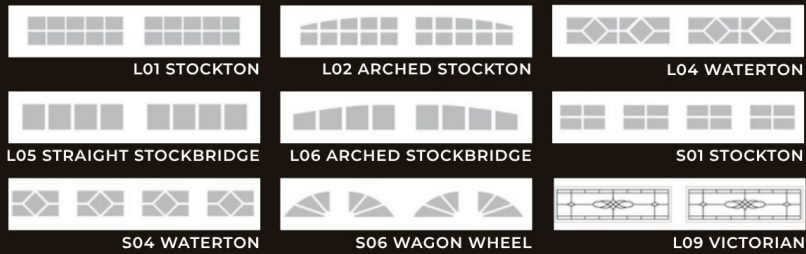
# SHORT RAISED PANEL



## FEATURES:

- 26-Gauge Galvanized Steel
- 2" Thick with Full Thermal Break
- 3 Layer Sandwich Panel
- R-Value 18.4
- CFC-Free Polyurethane Insulation
- Tongue and Groove Joints

## WINDOW INSERT DESIGNS:



## COLOUR OPTIONS:



Wood Grain Texture

\*Colours may vary from actual product.

# LONG RAISED PANEL



## FEATURES:

- 26-Gauge Galvanized Steel
- 2" Thick with Full Thermal Break
- 3 Layer Sandwich Panel
- R-Value 18.4
- CFC-Free Polyurethane Insulation
- Tongue and Groove Joints

## WINDOW INSERT DESIGNS:



L01 STOCKTON



L02 ARCHED STOCKTON



L05 STRAIGHT STOCKBRIDGE



L06 ARCHED STOCKBRIDGE



## COLOUR OPTIONS:



WHITE



ALMOND.



SANDSTONE



BROWN.




DARK BROWN.



CHARCOAL.



IRON ORE



BLACK



WOOD GRAIN.

Wood Grain Texture

\*Colours may vary from actual product.

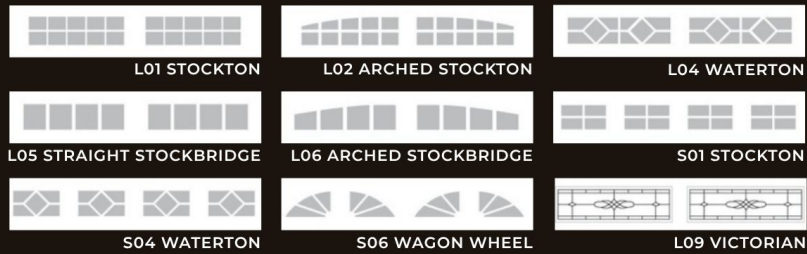
# SHORT GROOVED PANEL



## FEATURES:

- 26-Gauge Galvanized Steel
- 2" Thick with Full Thermal Break
- 3 Layer Sandwich Panel
- R-Value 18.4
- CFC-Free Polyurethane Insulation
- Tongue and Groove Joints
- Decorative Hardware (optional)


## WINDOW INSERT DESIGNS:



## COLOUR OPTIONS:



WHITE



ALMOND




SANDSTONE




BROWN



DARK BROWN



CHARCOAL



BLACK




WOOD GRAIN

Wood Grain Texture

\*Colours may vary from actual product.

# LONG GROOVED PANEL



## FEATURES:

- 26-Gauge Galvanized Steel
- 2" Thick with Full Thermal Break
- 3 Layer Sandwich Panel
- R-Value 18.4
- CFC-Free Polyurethane Insulation
- Tongue and Groove Joints
- Decorative Hardware (optional)

## WINDOW INSERT DESIGNS:



L01 STOCKTON



L02 ARCHED STOCKTON



L05 STRAIGHT STOCKBRIDGE




L06 ARCHED STOCKBRIDGE




## COLOUR OPTIONS:



WHITE



ALMOND.



SANDSTONE



BROWN.



DARK BROWN.



CHARCOAL.



IRON ORE



BLACK




WOOD GRAIN.

Wood Grain Texture

\*Colours may vary from actual product.

# LONG RECESSED PANEL



## FEATURES:

- 26-Gauge Galvanized Steel
- 2" Thick with Full Thermal Break
- 3 Layer Sandwich Panel
- R-Value 18.4
- CFC-Free Polyurethane Insulation
- Tongue and Groove Joints

## WINDOW INSERT DESIGNS:



L01 STOCKTON



L05 STRAIGHT STOCKBRIDGE



L02 ARCHED STOCKTON




L06 ARCHED STOCKBRIDGE

## GLASS OPTIONS:


Clear  Frosted  Tinted 



## COLOUR OPTIONS:



WHITE



SANDSTONE



BROWN.



DARK BROWN.



CHARCOAL.



IRON ORE



BLACK

Wood Grain Texture

\*Colours may vary from actual product.